


# **John Deere 6.8L Tier IV Module**

**JD2684**

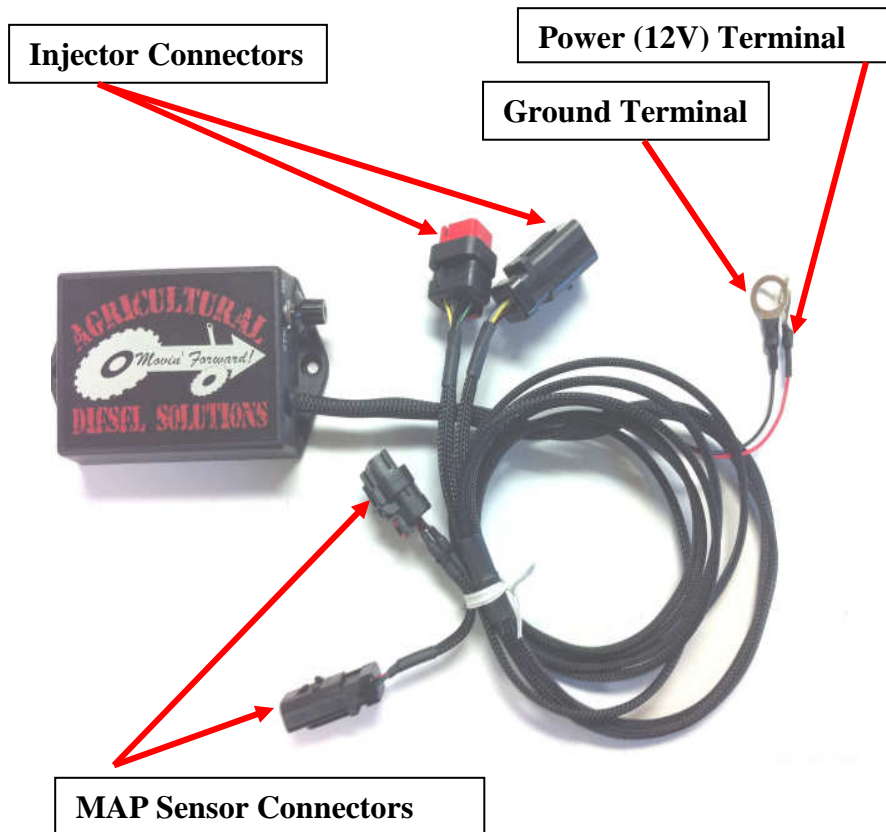
Denso Common Rail Fuel System

## **INSTALLATION INSTRUCTIONS**

**For 6.8L Tier IV John Deere  
Engines**



## JD2684 Module



**Note:** If the customer requires help to install, check, trouble-shoot, etc. the module he has purchased and receives this help from his dealer, mechanic or anyone that might charge for their services, the customer alone is responsible for payment on any charges incurred.

### **THIS IS A HIGH PERFORMANCE PRODUCT. USE AT YOUR OWN RISK.**

Do not use this product until you have carefully read the following agreement.

This sets forth the terms and conditions for the use of this product. The installation of this product indicates that the BUYER has read and understands this agreement and accepts its terms and conditions

#### **DISCLAIMER OF WARRANTY AND LIMITATION OF LIABILITY**

Power Systems Innovations, Inc and its successors, distributors, jobbers, and dealers (hereafter "SELLER") shall in no way be responsible for the product's proper use and service. It is the installer's responsibility to check for proper installation and if in doubt, contact the manufacturer. The SELLER assumes no liability regarding the improper installation or misapplication of its products. BUYER ACKNOWLEDGES IT HAS HAD THE OPPORTUNITY TO FULLY INSPECT THE PRODUCT. ACCORDINGLY, BUYER ACKNOWLEDGES THAT THE PRODUCT IS BEING SOLD IN "AS IS/WHERE IS" CONDITION AND WITH ALL FAULTS. EXCEPT AS OTHERWISE PROVIDED HEREIN, THERE ARE NO EXPRESS WARRANTIES WITH RESPECT TO THE GOODS, AND ALL IMPLIED WARRANTIES, INCLUDING BUT NOT LIMITED TO, IMPLIED WARRANTIES OF FITNESS FOR A PARTICULAR PURPOSE AND MERCHANTABILITY ARE LIKewise HEREBY EXPRESSLY AND FULLY DISCLAIMED. SELLER SHALL NOT BE HELD LIABLE FOR SPECIAL, INDIRECT, INCIDENTAL OR CONSEQUENTIAL DAMAGES OF ANY NATURE WITH RESPECT TO THE PRODUCTS (INCLUDING, WITHOUT LIMITATION, LOST PROFITS, LOST SALES, LOSS OF PRODUCTION, PROPERTY DAMAGE, PERSONAL INJURY OR LOSS OR DAMAGE RESULTING FROM INTERRUPTION OR FAILURE IN OPERATION OF THE PRODUCTS) AND BUYER HEREBY EXPRESSLY WAIVES AND DISCLAIMS ALL SUCH LIABILITY CLAIMS. THE BUYER ACKNOWLEDGES AND AGREES THAT THE DISCLAIMER OF LIABILITY CONTAINED HEREIN IS A MATERIAL TERM OF THE SALE OF THE PRODUCT AND, TO THE FULLEST EXTENT PERMITTED BY LAW, BUYER SHALL DEFEND, INDEMNIFY AND HOLD SELLER HARMLESS FROM ANY AND ALL CLAIMS, DEMANDS, CAUSES OF ACTION, CONTROVERSIES, LIABILITIES, FINES, LOSSES, COSTS AND EXPENSES (INCLUDING, BUT NOT LIMITED TO ATTORNEYS' FEES, EXPERT WITNESS EXPENSES AND LITIGATION EXPENSES) ARISING FROM OR RELATED TO SELLER'S PRODUCTS.

#### **LIMITED LIFETIME WARRANTY**

Power Systems Innovations, Inc (hereafter "SELLER") warrants that the product supplied shall conform to SELLER's specifications and shall be free from defects in design, material or workmanship for the life of the original BUYER. This Warranty shall not be extended, transferred, assigned or varied except by a written instrument signed by SELLER and BUYER. Products that have been returned to SELLER during the warranty period and accompanied by a dated proof of purchase receipt, with shipping and handling paid by the BUYER, and found to be defective in design, material or workmanship, in SELLER's sole discretion, may be repaired or replaced at SELLER's option and cost. All warranty claims hereunder are subject to approval by SELLER upon examination of the product. If the product is found not to be defective by SELLER, the product may be returned to BUYER at BUYERS cost. Under no circumstances shall the SELLER be liable for any labor charged or travel time incurred in diagnosis for defects, removal, or reinstallation of this product, or any other expenses. This warranty is void on any products that show evidence of misapplication, negligence, improper installation, abuse, lack of proper maintenance or alteration from its original design.

IN THE EVENT THAT THE BUYER DOES NOT AGREE WITH THIS AGREEMENT: THE BUYER MAY PROMPTLY RETURN THIS PRODUCT, IN A NEW AND UNUSED CONDITION, WITH A DATED PROOF OF PURCHASE, TO THE PLACE OF PURCHASE WITHIN THIRTY (30) DAYS FROM DATE OF PURCHASE FOR A FULL REFUND. THE INSTALLATION OF THIS PRODUCT INDICATES THAT THE BUYER HAS READ AND UNDERSTANDS THIS AGREEMENT AND ACCEPTS ITS TERMS AND CONDITIONS.

## Power Levels

This Module has 3 power levels to select from Stock, Low, and High. Select the level setting desired only at idle or with the engine off. Do not change level settings while the engine is under a load.

	Position	HP Increase
1	STK	0%
2	Low	15%
3	High	30%



The module above is shown in the stock position. Stock is all the way to the left (counter clockwise). Move the rotary switch to the Middle for the Low Position and to far right for the High Position.


**For Tech Support Call**  
**1-855-343-7680**  
**1-812-618-9166**

## 9.0L John Deere Engine Instructions

- 1) From the tractor cab looking forward, locate the fuel system on the right side of the engine. You will see the injector plug coming out of the side of the head. The MAP Sensor Plug is located next to the Injector Plug.





- 2) Locate Injector Plug and MAP Sensor Plug as shown in the picture below.



- 3) Unplug Injector Connector and MAP Sensor Connector.
- 4) Plug Female Connector from module into MAP Sensor Plug and Injector Plug.

**Note:** Make sure to push completely together until the connector snaps. Make sure locking clip is secure.

- 5) Connect the Stock John Deere connectors to the Male Connectors from the module.



Starter

- 8) Mount module in a secure location away from any extreme heat or moving parts. Zip tie module and any loose wires down.



- 6) Connect the Black wire with Ring Terminal to a good engine ground
- 7) Connect Red wire with ring terminal to a 12V constant source (ie alternator)

**Note:** Route Power and Ground Wires around back of engine over to Starter to find Power and Ground. From the tractor cab looking forward, the starter is located on the left side of the engine.